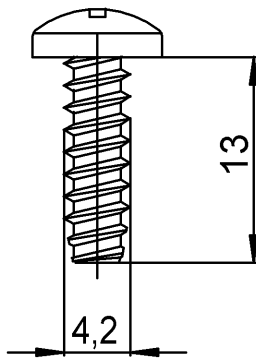
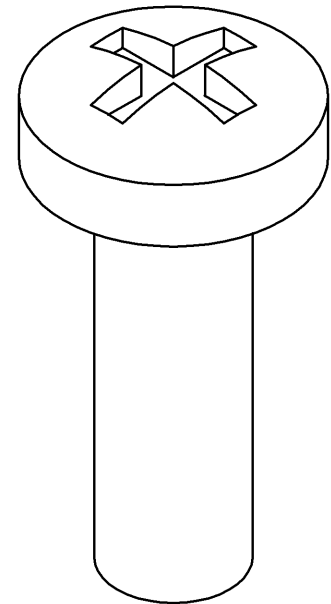


A

B

C

D



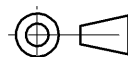
DIN 7981 -ST 4.2x9.5-F-Z-A3F

TOLERANCES UNLESS OTHERWISE SPECIFIED

Acc. To: **DIN 7981**

Dimensions :± mm Angle :± °

General roughness



Scale: **n.a.**

Every modification has to be released by Nefit Buderus B. V.
The passing of copies of these documents as well as the use and the announcement of the content is prohibited without written authority. Contravention against that leads to a claim for damages.
All rights are reserved in case of giving a patent or sample registration.
Every supplier is bounded to inform Nefit Buderus directly about modifications of the production processes or production location that will directly influence the product quality.

Unit of measure:
mm

PRODUCT OR ASSEMBLED PART HAS TO MEET REQUIREMENTS OF STANDARD(S) :

Material: **SEE DRAWING**

Name: **SCREW 4.2 X 13 TAPPING**

Modifi- cation	letter	a
	number	0001A



Nefit Buderus B.V.
Zweedsestraat 1
P.O. box 3
7400 AA Deventer
The Netherlands

Drawn	: MAnkone
Checked	: RRab
Date	: 26/06/2002

Code nr.: **211.061A**

Format: **A4**