ÇALIK ENERJi

Procurement request form

Dok. : ...
Rev. : ...
Tarih : ....
Sayfa: 1/1

ID	Installation Place	Material Code	Definition of Material	Detailed definition of material	Material Properties	External Coating	Tip	Dimension	Measurement (TOTAL L LENGTH) mm	Quantity	Unit	CBS-Code
1	Tisza II Combined Cycle Gas Turbine (CCGT) Power Plant		M24 Anchor Bolt EN 5.6	M24 Anchor	STEEL	SHALL NOT BE GALVANIZED OR PAINTED	I TYPE (STRAIGHT)		800	20	ADET	
				M24 NUT	STEEL	SHALL NOT BE GALVANIZED OR PAINTED				80	ADET	
				M24 WASHER PLATE	STEEL	SHALL NOT BE GALVANIZED OR PAINTED				20	ADET	
				M24 Square Loose Plate	STEEL	SHALL NOT BE GALVANIZED OR PAINTED		60 x 60 x 15		20	ADET	
				M24 Anchor Plate	STEEL	SHALL NOT BE GALVANIZED OR PAINTED		85 X 85 X 20		20	ADET	

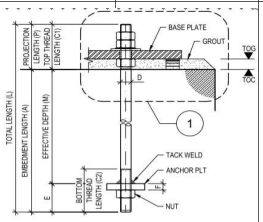

ALTERNATIVE DETAIL

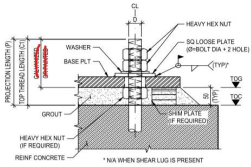

1 ANCHOR BOLT PROJECTION DETAIL

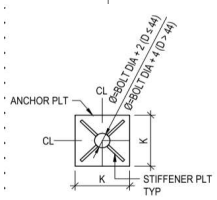

TYP ANCHOR PLATE DETAIL

ID	Installation Place	Material Code	Definition of Material	Detailed definition of material	Material Properties	External Coating	Tip	Dimension	Measurement (TOTAL L LENGTH) mm	Quantity	Unit	CBS-Code
2	Tisza II Combined Cycle Gas Turbine (CCGT) Power Plant		M36 Anchor Bolt EN 5.6	M36 Anchor	STEEL	SHALL NOT BE GALVANIZED OR PAINTED	I TYPE (STRAIGHT)		960	150	ADET	
				M36 NUT	STEEL	SHALL NOT BE GALVANIZED OR PAINTED				450	ADET	
				M36 WASHER PLATE	STEEL	SHALL NOT BE GALVANIZED OR PAINTED				150	ADET	
				M36 Square Loose Plate	STEEL	SHALL NOT BE GALVANIZED OR PAINTED		100 X 100 X 20		150	ADET	
				M36 Anchor Plate	STEEL	SHALL NOT BE GALVANIZED OR PAINTED		130 X 130 X 20		150	ADET	
				M36 Stiffener Paite	STEEL	SHALL NOT BE GALVANIZED OR PAINTED	please check table			600	ADET	

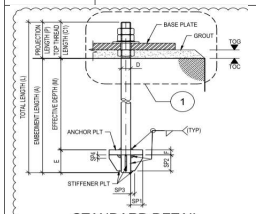

STANDARD DETAIL

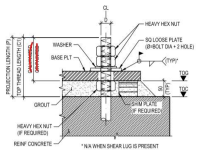

1 ANCHOR BOLT PROJECTION DETAIL

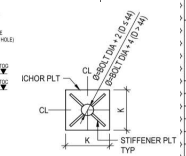

TYP ANCHOR PLATE DETAIL

TABLE 1:
ANCHOR BOLT DIMENSIONS

TYPE MARK	BOLT DIA "D"	TOP THREAD LENGTH "C1"	BOTTOM THREAD LENGTH "C2"	PROJECTION LENGTH "P"	"E"	EFFECTIVE DEPTH "M"	EMBEDMENT LENGTH "A"	TOTAL LENGTH "L"	RECTANGULAR ANCHOR PLATE		STIFFENER PLATE					SQ LOOSE PLATE	TOTAL WEIGHT (Kg)
									SIDE "K"	THICKNESS "F"	"SP1"	"SP2"	"SP3"	"SP4"	THICKNESS		
A 1600	M16	90	50	120	40	460	500	620	60	15	-	-	-	-	-	40x8	1.62
A 2000	M20	120	60	140	50	460	510	650	80	20	-	-	-	-	-	60x12	3.16
A 2400	M24	130	70	150	60	590	650	800	85	20	-	-	-	-	-	60x15	4.76
A 3000	M30	150	80	170	70	610	680	850	105	25	-	-	-	-	-	80x15	8.38
A 3600	M36	180	110	190	100	670	770	960	130	20	50	70	20	20	10	100x20	14.25
A 4200	M42	210	140	210	120	680	800	1010	150	25	60	85	20	20	10	110x20	20.93
A 4800	M48	220	150	220	130	860	990	1210	170	25	70	100	20	20	10	120x20	30.40
A 5600	M56	270	180	270	160	890	1050	1320	200	30	85	120	20	20	10	130x25	45.97
A 6400	M64	300	200	300	180	900	1080	1380	230	35	100	140	20	20	10	150x25	64.37

ID	Installation Place	Material Code	Definition of Material	Detailed definition of material	Material Properties	External Coating	Tip	Dimension	Measurement (TOTAL L LENGTH) mm	Quantity	Unit	CBS-Code
3	Tisza II Combined Cycle Gas Turbine (CCGT) Power Plant		M56 Anchor Bolt EN 5.6	M56 Anchor	STEEL	SHALL NOT BE GALVANIZED OR PAINTED	I TYPE (STRAIGHT)		1,320	750	ADET	
				M56 NUT	STEEL	SHALL NOT BE GALVANIZED OR PAINTED				2,250	ADET	
				M56 WASHER PLATE	STEEL	SHALL NOT BE GALVANIZED OR PAINTED				750	ADET	
				M56 Square Loose Plate	STEEL	SHALL NOT BE GALVANIZED OR PAINTED		130 X 130 X 25		750	ADET	
				M56 Anchor Plate	STEEL	SHALL NOT BE GALVANIZED OR PAINTED		200 X 200 X 30		750	ADET	
				M56 Stiffener Paite	STEEL	SHALL NOT BE GALVANIZED OR PAINTED	please check table			3,000	ADET	

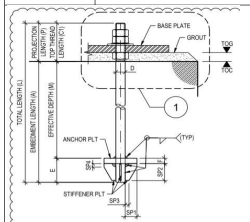

STANDARD DETAIL

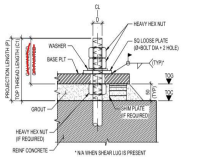

1 ANCHOR BOLT PROJECTION DETAIL

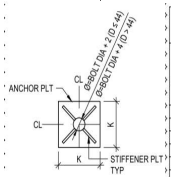

TYP ANCHOR PLATE DETAIL

TABLE 1:
ANCHOR BOLT DIMENSIONS

TYPE MARK	BOLT DIA "D"	TOP THREAD LENGTH "C1"	BOTTOM THREAD LENGTH "C2"	PROJECTION LENGTH "P"	"E"	EFFECTIVE DEPTH "M"	EMBEDMENT LENGTH "A"	TOTAL LENGTH "L"	RECTANGULAR ANCHOR PLATE		STIFFENER PLATE					SQ LOOSE PLATE	TOTAL WEIGHT (Kg)
									SIDE "K"	THICKNESS "F"	"SP1"	"SP2"	"SP3"	"SP4"	THICKNESS		
A 1600	M16	90	50	120	40	460	500	620	60	15	-	-	-	-	-	40x8	1.62
A 2000	M20	120	60	140	50	460	510	650	80	20	-	-	-	-	-	60x12	3.16
A 2400	M24	130	70	150	60	590	650	800	85	20	-	-	-	-	-	60x15	4.76
A 3000	M30	150	80	170	70	610	680	850	105	25	-	-	-	-	-	80x15	8.38
A 3600	M36	180	110	190	100	670	770	960	130	20	50	70	20	20	10	100x20	14.25
A 4200	M42	210	140	210	120	680	800	1010	150	25	60	85	20	20	10	110x20	20.93
A 4800	M48	220	150	220	130	860	990	1210	170	25	70	100	20	20	10	120x20	30.40
A 5600	M56	270	180	270	160	890	1050	1320	200	30	85	120	20	20	10	130x25	45.97
A 6400	M64	300	200	300	180	900	1080	1380	230	35	100	140	20	20	10	150x25	64.37

ID	Installation Place	Material Code	Definition of Material	Detailed definition of material	Material Properties	External Coating	Tip	Dimension	Measurement (TOTAL L LENGTH) mm	Quantity	Unit	CBS-Code
4	Tisza II Combined Cycle Gas Turbine (CCGT) Power Plant	TEMPLATE	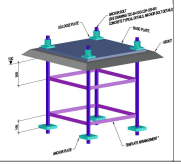	PL 30*5	S235JR	SHALL NOT BE GALVANIZED OR PAINTED				85	ADET	